

# GRADY-WHITE BOATS



*The well-made boats - 1977*





# In the beginning there was wood.

For almost twenty years Grady-White has been building well-made boats in Greenville, North Carolina.

The first designs were handcrafted wooden lapstrake boats. The sturdy, wide beam, flared bow design was immediately accepted by demanding New England Coastal boaters.

This was the origin of the Grady-White reputation for off-shore performance and quality construction.



From wood to fiberglass: the 1959 Pamlico and the 1977 Nassau.

## Then came fiberglass.

In 1968, we changed what we made the boats with, but not the quality and craftsmanship.

To meet consumer demand, for a better raw material for boat construction, we changed our entire manufacturing operation from wood to fiberglass.

The proven performance of the wooden boats, their beaminess, flared bow, and lapstrake hulls was restated in fiberglass. The new Grady-Whites proved to be as strong and seaworthy as their wooden counterparts, but with one tremendous advantage; the easy maintenance of long lasting fiberglass.

## A few well-made boats weren't enough.

As we grew, and added new models, the size of our manufacturing facility just didn't allow us to meet our sales demands.

But instead of taking construction short cuts or building a boat too fast, we began planning for expanded manufacturing facilities.

We took the time to do it right and it wasn't until 1972 that we began building one of the largest and most modern boat plants in the country.

On January 1, 1973, we opened our new production facilities. We were able to produce more well-made boats, and at the same time, actually improve their quality.



Our 150,000 square foot manufacturing plant.

## Proven performance through use.

Today, Grady-White continues to build upon its reputation as a builder of quality handcrafted boats. The fact that many of our early models are still in operation around the country, especially in rough water areas such as New England, the Chesapeake Bay, the Outer Banks of North Carolina and the Gulf Coast, is proof of their performance and seaworthiness.



Two Grady-White blue water sportfishermen off the Outer Banks of North Carolina.



## Safety. A big reason they're still in demand.

By law, all boats under twenty feet in length must be unsinkable. All Grady-White boats have positive foam flotation that meets or exceeds this requirement and all our boats twenty feet and less in length have positive level flotation.



Water-filled 17 footer illustrates Grady-White's positive level foam flotation.

Every Grady-White boat meets or exceeds all applicable federal standards and Boating Industry Association certification requirements covering maximum horsepower rating, load capacity, lighting, steering mechanisms, engine compartment and bilge ventilation systems, fuel tanks and systems, positive flotation and other components.



All Grady-White boats are easily trailerable.

## Years of boating enjoyment.

In a Grady-White, you will find a boat of unmatched construction quality, engineered to give you years of safe, dependable boating. Our interior space is designed for maximum use, with additional seating and storage for uncrowded boating.



There is a Grady-White model for every use.

Our hulls provide the helmsman safe, responsive handling even in rough water.

We are proud of the boats we build. You will have the same pride as an owner of the well-made boat. Grady-White.



# How a well-made boat is made.



1. The finish of the hulls and decks of any boat can be no better than the quality of the molds. At Grady-White, each mold is hand waxed to a high gloss before entering the spray booths.



2. In the spray booths the very best NPG® gel coat is applied under dust free conditions. This insures a glossier, smoother finish.



3. The mold is then covered with layers of fiberglass mat and woven roving, saturated with resin and rolled smooth by hand. The overlapped fiberglass layers in stress areas and the correct mixture of fiberglass to resin provides consistently strong decks and hulls.



4. The stringers are glassed in while the hulls are curing in the molds. This insures the hull will always retain its original shape.






5. The finest, high density polyurethane foam, that is impervious to gas and oil, and fire retardant is carefully sprayed into the hull and deck cavities for insulation. This foam adheres to the hull and deck surfaces adding extra structural strength and sound absorption.



6. Because of the high degree of handcrafted work in the laminating area, our workers take their jobs seriously. Before the hulls and decks pass through the firewall into the assembly area, the same serious attention is given to a final lamination area quality control inspection. This inspection includes an examination of parts for blemishes, structural strength and craftsmanship.



7. The assembly area is where all the parts, hundreds of them, come together to become individual boats. Work goes on steadily, but without the frantic pace associated with automobile factories or other high volume plants. Quality control checks each part, each installation.



8. Not all boats we make are shipped right away. We work year round, not just during the boat buying season. Outside our building is a warehouse for over 250 boats stacked four high, each in its own berth. A Grady-White boat is never exposed to the elements during manufacture, storage or before being shipped to our dealers.





## 173 Sprint

### 173 Sprint

Centerline length	16' 10"
Beam amidships	81"
Transom height	20"
Transom width	77"
Gunwale length	17' 10"
Hull draft	12"
Maximum h.p.	125 h.p.
Weight	1200 lbs

Weight and dimensions are approximate and may vary.



### Factory Options

Top and side curtains with boot  
Aft curtain  
Bow cover  
Mooring cover  
Windshield wiper  
18 gallon aluminum gas tank with electric gauge  
Horn  
Cockpit lights  
Automatic bilge pump

### Standard Features

Bow rails  
Bow seats with storage below  
Full bow bolsters  
Aluminum gunwale molding with heavy-duty vinyl insert  
Walk-thru windshield with tempered glass  
Glove box with lock  
Six built-in drink holders  
Back-to-back sleeper seats  
Fully padded deck combing  
Deluxe vinyl interior  
Easy-care all-weather carpeting  
Side storage shelves

Built-in jump seats with padded arm rests  
Removable stern light  
Stern swim ladder with fold down extension  
Mechanical steering  
Positive level foam flotation  
BIA approved lighting and ventilation





## 174 Pacer



### 174 Pacer

Centerline length	16' 10"
Beam amidships	81"
Transom height	36"
Transom width	77"
Gunwale length	17' 10"
Hull draft	13"
Weight (w/120 h.p.)	2100 lbs.
Weight and dimensions are approximate and may vary.	

### Factory Options

Top and side curtains with boot  
Aft curtain  
Bow cover  
Mooring cover  
Jump seats  
Windshield wiper  
Horn  
Cockpit lights  
Automatic bilge pump  
Engine options to 140 h.p.

### Standard Features

Bow rails  
Bow seats with storage below  
Full bow bolsters  
Aluminum gunwale molding with heavy-duty vinyl insert  
Walk-thru windshield with tempered glass  
Glove box with lock  
Four built-in drink holders  
Instrument panel with tachometer, oil and temperature gauges, ampmeter, and electric gas gauge  
Back-to-back sleeper seats  
Fully padded deck combing  
Deluxe vinyl interior  
Easy-care all-weather carpeting  
Side storage shelves

22 gallon foamed-in aluminum gas tank  
Bilge pump and blower  
Insulated engine box with built-in drink holders  
Removable stern light  
Stern swim ladder with fold down extension  
120 h.p. stern drive engine  
Positive level foam flotation  
BIA approved lighting and ventilation





## 175 Duke



### 175 Duke

Centerline length	16'10"
Beam amidships	81"
Transom height	20"
Transom width	77"
Gunwale length	17'10"
Hull draft	12"
Maximum h.p.	125 h.p.
Weight	1190 lbs.

Weight and dimensions are approximate and may vary.

### Factory Options

Top and side curtains with boot  
Aft curtain  
Mooring cover  
Windshield wiper  
Bow lifting ring  
18 gallon aluminum gas tank with electric gauge  
Horn  
Cockpit lights  
Automatic bilge pump

### Standard Features

Bow rails  
Non-skid deck area  
Aluminum gunwale molding with heavy-duty vinyl insert  
Step-thru windshield with tempered glass  
Glove box with lock  
Four built-in drink holders  
Back-to-back sleeper seats  
Fully padded deck combing  
Deluxe vinyl interior  
Easy-care all-weather carpeting  
Side storage shelves

Built-in jump seats with padded arm rests  
Removable stern light  
Stern swim ladder with fold down extension  
Mechanical steering  
Positive level foam flotation  
BIA approved lighting and ventilation





## 183 Adventurer

### 183 Adventurer

Centerline length	18' 4"
Beam amidships	90"
Transom height	20"
Transom width	85"
Gunwale length	19' 3"
Hull draft	12"
Maximum h.p.	175 h.p.
Weight	1450 lbs.
Weight and dimensions are approximate and may vary.	



### Factory Options

Top and side curtains with boot  
Aft curtain  
Bow cover  
Mooring cover  
Windshield wiper  
18 gallon aluminum gas tank with electric gauge  
Horn  
Cockpit lights  
Four flush mounted rod holders  
Automatic bilge pump  
15 foot outrigger kit

### Standard Features

Bow rails  
Bow seats with storage below  
Full bow bolsters  
Aluminum gunwale molding with heavy-duty vinyl insert  
Walk-thru windshield with tempered glass  
Glove box with lock  
Teak drink holders for both forward facing seats  
Back-to-back sleeper seats  
Fully padded deck combing  
Deluxe vinyl interior  
Easy-care all-weather carpeting  
Side storage shelves

Swing-up table with built-in drink holders  
Jump seats  
Removable stern light  
Stern swim ladder with fold down extension  
Mechanical steering  
Positive level foam flotation  
BIA approved lighting and ventilation





## 184 Rogue



### 184 Rogue

Centerline length	18'4"
Beam amidships	90"
Transom height	38"
Transom width	85"
Gunwale length	19'3"
Hull draft	14"
Weight (w/120 h.p.)	2260 lbs.
Weight and dimensions are approximate and may vary.	

### Factory Options

Top and side curtains with boot  
Aft curtain  
Bow cover  
Mooring cover  
Jump seats  
Windshield wiper  
Horn  
Cockpit lights  
Four flush mounted rod holders  
Automatic bilge pump  
15 foot outrigger kit  
Engine options to 235 h.p.

### Standard Features

Bow rails  
Bow seats with storage below  
Full bow bolsters  
Aluminum gunwale molding with heavy-duty vinyl insert  
Walk-thru windshield with tempered glass  
Glove box with lock  
Teak drink holders for both forward facing seats  
Instrument panel with tachometer, oil and temperature gauges, ampmeter, and electric gas gauge  
Back-to-back sleeper seats  
Side storage shelves  
Deluxe vinyl interior

Fully padded deck combing  
Easy-care all-weather carpeting  
30 gallon foamed-in aluminum gas tank  
Insulated engine box with built-in drink holders  
120 h.p. stern drive engine  
Bilge pump and blower  
Stern rail  
Stern swim ladder with fold down extension  
Removable stern light  
Positive level foam flotation  
BIA approved lighting and ventilation





## 185 Challenger

### 185 Challenger

Centerline length	18'4"
Beam amidships	90"
Transom height	20"
Transom width	85"
Gunwale length	19'3"
Hull draft	12"
Maximum h.p.	175 h.p.
Weight	1390 lbs.

Weight and dimensions are approximate and may vary.



### Factory Options

Top and side curtains with boot  
Aft curtain  
Mooring cover  
Jump seats  
Windshield wiper  
Bow lifting ring  
Cockpit lights  
18 gallon aluminum gas tank with electric gauge  
In swim ladder with fold down extension  
Four flush mounted rod holders  
Automatic bilge pump  
15 foot outrigger kit

### Standard Features

Bow rails  
Non-skid deck area  
Aluminum gunwale molding with heavy-duty vinyl insert  
Step-thru windshield with tempered glass  
Glove box with lock  
Teak drink holders for both forward facing seats  
Back-to-back sleeper seats  
Side storage shelves  
Deluxe vinyl interior  
Non-skid vinyl floor covering  
Swing-up table with built-in drink holders  
Removable stern light  
Mechanical steering  
Positive level foam flotation  
BIA approved lighting and ventilation






## 192 Angler

### 192 Angler

Centerline length	19' 1"
Beam amidships	96"
Transom height	43"
Transom width	85"
Gunwale length	20' 9"
Hull draft	14"
Weight (w/120 h.p.)	2360 lbs.
Weight and dimensions are approximate and may vary.	



### Factory Options

Top and side curtains with boot  
Aft curtain  
Mooring cover  
Jump seats  
Windshield wiper  
Horn  
Stern swim ladder with  
fold down extension  
Bow lifting ring  
Cockpit lights  
Deck fresh water sink  
Four flush mounted rod holders  
Pedestal chairs, swivel and sliding  
Chair gimbals  
Automatic bilge pump  
15 foot outrigger kit  
Engine options to 235 h.p.

### Standard Features

Bow rail  
Non-skid deck area  
Aluminum gunwale molding with  
heavy-duty vinyl insert  
Step-thru windshield with tempered glass  
Custom marinium deck hardware  
Forward floor storage compartment  
Instrument panel with tachometer, oil and  
temperature gauges, ampmeter and  
electric gas gauge  
Glove box with lock  
Teak drink holders for both forward facing seats  
Back-to-back sleeper seats  
Side storage shelves  
Deluxe vinyl interior

Gunwale step pads  
Non-skid vinyl floor covering  
40 gallon foamed-in aluminium gas tank  
Insulated engine box with built-in drink holders  
120 h.p. stern drive engine  
Bilge pump and blower  
Removable aft bait wells  
Removable stern light  
Positive level foam flotation  
BIA approved lighting and ventilation





Designed by Bruce Collier

## 200 Dolphin



### 200 Dolphin

Centerline length	19' 8"
Beam amidships	96"
Transom height	20"
Transom width	92"
Gunwale length	21' 1"
Hull draft	14"
Maximum h.p.	215 h.p.
Weight	2000 lbs.
Weight and dimensions are approximate and may vary.	

### Factory Options

Top and side curtains with boot  
Aft curtain  
Mooring cover  
Windshield wiper  
Horn  
Marine head  
Pedestal chair (companion), swivel and sliding  
Pedestal chair cover  
Chair gimbal  
Bow lifting ring  
Chain pipe deck fitting.  
Cockpit lights  
Stern swim ladder with fold down extension  
Four flush mounted rod holders  
Automatic bilge pump  
15 foot outrigger kit

### Standard Features

Full fiberglass liner  
Walk through tempered glass windshield with sliding forward hatch  
Vinyl covered foam bunk cushions  
Three large under bunk storage compartments  
Cabin shelves  
Bow compartment rope locker  
Deluxe nylon cabin headliner  
Cabin lamp  
Teak lockable cabin door  
Bow rail  
Custom marinium deck hardware  
Aluminum gunwale molding with heavy-duty vinyl insert  
Stainless steel steering wheel  
Pedestal chair, sliding or swivel  
Companion back-to-back sleeper seat

Insulated ice box or storage compartment under helmsman seat  
Molded-in storage tray with grab rail in front of companion seat  
Four built-in drink holders  
Glove box with lock  
Removable fish well in cockpit floor  
Side storage shelves  
Rod racks, portside  
Built-in jump seats  
Two aft under-seat storage compartments  
48 gallon foamed-in aluminum gas tank with electric gauge  
Mechanical steering  
Removable stern light  
Positive level foam flotation  
BIA approved lighting and ventilation





Designed by Bruce Collier

## 201 Marlin



### 201 Marlin

Centerline length	19' 8"
Beam amidships	96"
Transom height	44"
Transom width	92"
Gunwale length	21' 1"
Hull draft	14"
Weight (w/120 h.p.)	2685 lbs.
Weight and dimensions are approximate and may vary.	

### Factory Options

Top and side curtains with boot  
Aft curtain  
Mooring cover  
Jump seats  
Windshield wiper  
Horn  
Marine head  
Pedestal chair (companion),  
swivel and sliding  
Chair gimbal  
Bow lifting ring  
Chain pipe deck fitting  
Aft deck fresh water sink

Cockpit lights  
Stern swim ladder with  
fold down extension  
Four flush mounted rod holders  
Automatic bilge pump  
15 foot outrigger kit  
Engine options to 235 h.p.

### Standard Features

Full fiberglass liner  
Walk through tempered glass windshield  
with sliding forward hatch  
Vinyl covered foam bunk cushions  
Three large under bunk storage  
compartments  
Cabin shelves  
Bow compartment rope locker  
Deluxe nylon cabin headliner  
Cabin lamp  
Teak lockable cabin door  
Bow rail  
Custom marinium deck hardware  
Aluminum gunwale molding with  
heavy-duty vinyl insert  
Stainless steel steering wheel







1.



2.



3.



4.



5.



6.



### Standard Features (Cont'd)

Instrument panel with tachometer, oil and temperature gauges, ampmeter, and electric gas gauge  
Pedestal chair, swivel and sliding  
Companion back-to-back sleeper seat  
Insulated icebox or storage compartment under helm seat  
Molded-in storage tray with grab rail in front of companion seat  
Helm and companion built-in drink holders  
Glove box with lock  
Removable fish well in cockpit floor  
Side storage shelves  
Rod racks, portside  
Aft molded recess for top storage  
Removable aft baitwells

48 gallon foamed-in aluminum gas tank  
Bilge pump and blower  
Insulated engine box with built-in drink holders  
Removable stern light  
Positive level foam flotation  
120 h.p. stern drive engine  
BIA approved lighting and ventilation

1. Aft molded recess for top storage.
2. Cuddy cabin with vinyl covered bunk cushions, cabin shelves, under bunk storage, lamp, deluxe nylon headliner, and teak lockable door.
3. Insulated ice box or storage compartment under helm seat.
4. Removable fish well in cockpit floor.
5. Removable aft bait wells.
6. Molded in storage tray with grab rail and glove box with lock.





## 204 Hatteras



### 204 Hatteras

Centerline length	20' 4"
Beam amidships	96"
Transom height	20"
Transom width	94"
Gunwale length	21' 10"
Hull draft	14"
Maximum h.p.	230 h.p.
Weight	1990 lbs.
Weight and dimensions are approximate and may vary.	

### Factory Options

Folding "Bimini" top with boot  
Side curtains  
Casting platform spray hood and boot  
Connector top to spray hood  
Casting platform privacy curtain  
Console cover  
Chair covers  
Mooring cover  
Insulated fishbox seat with backrest  
in place of pedestal chairs  
Seat cover for optional fishbox seat  
Horn  
Marine head  
15 foot outrigger kit  
Vertical rod storage holders (6 rods)  
Four flush mounted rod holders

Steering cable connection kit/SS single  
Steering cable connection kit/SS dual  
Morse MT. single binnacle control  
Morse MT. dual binnacle control  
Bow lifting ring  
Cockpit lights  
Chair gimbals  
Automatic bilge pump  
Stern seat cushions and safety rails

### Standard Features

Tinted windshield with hand rail  
Console with forward insulated icebox seat  
Two built-in drink holders in console  
Console storage compartment with  
lockable door  
Console radio box  
Stainless steel steering wheel  
Non-skid fiberglass cockpit floor  
Self-bailing cockpit with two drains  
Non-skid gunwale deck surface  
Gunwale step pads  
Pedestal chairs, swivel and sliding  
Bow storage compartment  
Forward compartment for storage or  
marine head





1.



2.



3.



4.



5.



6.



7.



8.



9.



10.

#### Standard Features (Cont'd)

Two forward insulated fish boxes  
 Raised casting platform  
 Bow rail  
 Custom marinium deck hardware  
 Heavy-duty vinyl gunwale molding  
 Recessed rod storage compartments  
 80 gallon foamed-in aluminum gas tank  
 with electric gauge  
 Two removable aft bait wells  
 Removable stern light  
 win outboard capability  
 Mechanical steering  
 Positive level foam flotation  
 BIA approved lighting and ventilation

1. Casting platform spray-hood and boot.
2. Folding "Bimini" top with boot.
3. Folding top with connector top to spray hood.
4. Removable aft bait well.
5. Console with forward insulated ice box seat.
6. Raised casting platform with bow anchor locker, bow storage compartment for storage or marine head and two insulated fish boxes.
7. High quality vinyl console and chair covers.
8. Recessed rod storage compartments (6 rods).
9. Center console with two built-in drink holders, stainless steel steering wheel, tinted windshield with hand rail, storage compartment with lockable door, radio box, Morse MT dual binnacle control (optional) and insulated fishbox seat with back rest in place of pedestal chairs.
10. Vertical rod storage holder (6 rods).





## 204-C Hatteras Overnighter

### 204-C Hatteras Overnighter

Centerline length	20' 4"
Beam amidships	96"
Transom height	20"
Transom width	94"
Gunwale length	21' 10"
Hull draft	14"
Maximum h.p.	230 h.p.
Weight	2220 lbs.

Weight and dimensions are approximate and may vary.



### Factory Options

Folding top and side curtains with boot  
Drop curtain  
Mooring cover  
Chair covers  
Windshield wiper  
Horn  
Marine head  
Chair gimbals  
Rod racks (Horizontal)  
Bow lifting ring  
Four flush mounted rod holders  
Cockpit lights  
Automatic bilge pump  
15 foot outrigger kit  
Stern seat cushions and safety rails  
Steering cable connection kit/SS single  
Steering cable connection kit/SS dual  
Morse MT. single binnacle control  
Morse MT. dual binnacle controls

### Standard Features

Ventilating windshield with tempered glass  
Sliding side cabin windows  
Non-skid fiberglass cockpit floor  
Stainless steel steering wheel  
Twin-outboard capability  
Pedestal chairs, swivel and sliding  
Self-bailing cockpit with two drains  
Vinyl covered foam bunk cushions  
Three large under bunk storage compartments  
Fiberglass cabin liner  
Cockpit floor storage compartment  
Cabin lamp  
Teak lockable cabin door  
Opening bulkhead with built-in drink holders  
Deluxe nylon cabin headliner  
Recessed non-skid walkway around entire cabin

Bow rail  
Bow anchor locker with seat cushion  
Custom marinium deck hardware  
Heavy-duty vinyl gunwale molding  
65 gallon foamed-in aluminum gas tank with electric gauge  
Footrest storage box  
Two removable aft baitwells  
Removable stern light  
Mechanical steering  
Positive level foam flotation  
BIA approved lighting and ventilation





## 205 Gulfstream



### 205 Gulfstream

Centerline length	20' 4"
Beam amidships	96"
Transom height	43"
Transom width	94"
Gunwale length	21' 10"
Hull draft	14"
Weight (w/120 h.p.)	3000 lbs.
Weight and dimensions are approximate and may vary.	

### Factory Options

Folding top and side curtains with boot  
Drop curtain  
Mooring cover  
Chair covers  
Jump seats  
Windshield wiper  
Horn  
Marine head  
Chair gimbals  
Rod racks (Horizontal)  
Bow lifting ring  
Aft deck fresh water sink  
Stern swim ladder with fold down extension  
Four flush mounted rod holders  
Cockpit lights  
Automatic bilge pump  
15 foot outrigger kit  
Engine options to 235 h.p.

### Standard Features

Ventilating windshield with tempered glass  
Sliding side cabin windows  
Non-skid fiberglass cockpit floor  
Stainless steel steering wheel  
Instrument panel with tachometer, oil and temperature gauges, ammeter, and electric gas gauge  
Pedestal chairs, swivel and sliding  
Self-bailing cockpit with two drains  
Vinyl covered foam bunk cushions  
Three large under bunk storage compartments  
Fiberglass cabin liner  
Cockpit floor storage compartment  
Cabin lamp  
Teak lockable cabin door  
Opening bulkhead with built-in drink holders  
Deluxe nylon cabin headliner

Recessed non-skid walkway around entire cabin  
Bow rail  
Bow anchor locker with cushion seat  
Custom marinium deck hardware  
Heavy duty vinyl gunwale molding  
65 gallon foamed-in aluminum gas tank  
Footrest storage box  
Molded-in aft baitwells with overboard drains  
Insulated engine box with built-in drink holders  
Bilge pump and blower  
Positive level foam flotation  
120 h.p. stern drive engine  
BIA approved lighting and ventilation





## 212 Chesapeake



### 212 Chesapeake

Centerline length	21' 2"
Beam amidships	96"
Transom height	46"
Transom width	83"
Gunwale length	22' 10"
Hull draft	14"
Weight (w/120 h.p.)	2850 lbs.
Weight and dimensions are approximate and may vary.	

### Factory Options

Top and side curtains with boot  
Aft curtain  
Mooring cover  
Chair covers  
Jump seats  
Windshield wiper  
Marine head  
Stern swim ladder with  
fold down extension  
Aft deck fresh water sink  
Back-to-back sleeper seat,  
companion side  
Bow lifting ring  
Chain pipe deck fitting.

Four flush mounted rod holders  
Chair gimbals  
Cockpit lights  
Automatic bilge pump  
15 foot outrigger kit  
Engine options to 235 h.p.


### Standard Features

Full fiberglass liner  
Ventilating windshield with tempered glass  
Non-skid fiberglass cockpit floor  
Stainless steel steering wheel  
Instrument panel with tachometer, oil and  
temperature gauges, ampmeter, and  
electric gas gauge  
Pedestal chairs, swivel and sliding  
Fiberglass fish well in cockpit floor  
Two insulated fish box or storage  
compartments under helmsman and  
companion seats with overboard drains  
Two insulated icebox or storage  
compartments adjacent to helmsman and  
companion seats with overboard drains  
Vinyl covered foam bunk cushions  
Cabin liner shelves





1.



4.




6.



2.



3.



7.



5.



8.


### Standard Features (Cont'd)

Bow compartment rope locker  
Three large under bunk storage compartments  
Helm seat drink holder  
Side storage shelves  
Rod racks  
Bow and side rails  
Custom marinium deck hardware  
Aluminum gunwale molding with heavy-duty vinyl insert  
Non-skid deck  
15 gallon foamed-in aluminum gas tank  
Insulated engine box with built-in drink holders  
Horn  
Sliding forward deck hatch  
Teak lockable cabin door  
Opening bulkhead with built-in drink holders  
BIA approved lighting and ventilation

Cabin lamp  
Removable aft bait wells  
Bilge pump and blower  
Footrest storage box  
Deluxe nylon cabin headliner  
120 h.p. stern drive engine  
Positive foam flotation

1. Vista top.
2. Insulated fish box or storage compartments under helm seat and companion seats with overboard drains.
3. Fresh water sink in aft deck with overboard drain.
4. Rod racks.
5. Cabin with vinyl covered foam bunk cushions, cabin liner shelves, lamp, deluxe nylon headliner, and teak lockable door.
6. Full fiberglass liner, with non-skid cockpit floor.
7. Removable fish well in cockpit floor.
8. Insulated ice box or storage compartments adjacent to helm seat and companion seats with overboard drains.





## 212-C Nassau



### 212-C Nassau

Centerline length	21'2"
Beam amidships	96"
Transom height	43"
Transom width	83"
Gunwale length	22'10"
Hull draft	14"
Weight (w/120 h.p.)	2800 lbs.
Weight and dimensions are approximate and may vary.	

### Factory Options

Top and side curtains with boot  
Aft curtain  
Mooring cover  
Chair covers  
Jump seats  
Windshield wiper  
Marine head  
Back-to-back sleeper seats  
Cockpit galley unit  
Stern swim ladder with  
fold down extension  
Aft deck fresh water sink  
Bow lifting ring  
Four flush mounted rod holders  
Chair gimbals  
Cockpit lights  
Automatic bilge pump  
15 foot outrigger kit  
Engine options to 235 h.p.

### Standard Features

Ventilating windshield with tempered glass  
Sliding cabin windows  
Deluxe vinyl interior  
Easy-care all-weather carpeting in cockpit  
Stainless steel steering wheel  
Instrument panel with tachometer, oil and  
temperature gauges, ampmeter, and  
electric gas gauge  
Pedestal chairs, swivel and sliding  
Cockpit floor storage compartment  
Vinyl covered foam bunk cushions  
Three large under bunk storage  
compartments  
Cabin liner shelf facers  
Fresh water sink and storage cabinet  
Removable aft bait wells  
Side storage shelves  
Fully padded deck combing  
Custom marinium deck hardware

Bow and side rails  
Cabin top handrails  
Aluminum gunwale molding with  
heavy-duty vinyl insert  
Non-skid deck and walkway  
Bilge pump and blower  
Insulated engine box with built-in drink holders  
Horn  
Forward hatch  
Teak lockable cabin door  
Opening bulkhead with built-in drink holders  
Cabin lamp  
48 gallon foamed-in aluminum gas tank  
Fiberglass cabin inner liner  
Footrest storage box  
Deluxe nylon cabin headliner  
120 h.p. stern drive engine  
Positive foam flotation  
BIA approved lighting and ventilation





1.



2.



4.



5.



6.



12.



7.



8.



9.



10.



11.




# Factory Options:

## CANVAS OPTIONS

High quality vinyl with corrosion resistant supporting bows. Fitted individually to each boat.

1. Top, side and aft curtain with bow cover.  
Models 173, 174, 183, 184
2. Top, side and aft curtain.  
Models 175, 185, 192, 200, 201
3. Vista top and side curtain.  
Models 204-C, 205, 212.  
Models 204-C and 205 also available with drop curtain.  
Model 212 available with aft curtains.
4. Top, side and aft curtain.  
Model 212-C
5. Mooring cover. Covers and protects the entire deck and interior of the boat.  
All models.
6. Installed marine head. (Cabin application pictured).  
Models 212, 212-C, 204, 204-C, 205, 201, 200.
7. Rear seat cushions with safety rails.  
Models 204, 204-C
8. Stylish jump seats.  
Models 174, 184, 185, 192, 205, 201, 212, 212-C
9. Fold out rod racks with storage for six rods.  
Models 204-C, 205
10. Cockpit galley unit. Sink, storage, and icebox with two burner alcohol stove.  
Model 212-C
11. Back-to-back sleeper seats. Fold down to lounge or sleep on. Back up to seat two. Weather resistant Vinyl covering.  
Models 212, 212-C  
(212 sleeper seat on short base on top of ice chest).
12. Fresh water sink, located in place of bait well in aft deck, with overboard drain. Three gallon portable tank under sink. Hand pump.  
Models 192, 201, 205, 212, 212-C





**GRADY-WHITE BOATS, INC.**

P.O. Box 1527 • Greenville, North Carolina 27834

*Visit your Grady-White dealer.*